


# NISSAN MODIFICATION FOR CLARION HEAD UNITS

## UNITS REQUIRED RCE-103F & W + CCE-135 or RCE-235W


1. Cut Red MINI-ISO connector from CCE-135.
2. Connect the Blue, Black and Violet wires as follows to fit Nissan Almera, X-Trail, Terrano 2:-

**BLACK** to **Green/Orange**  
**BLUE** to **Green/Silver Rings**  
**VIOLET** to **Green/White**



### **Nissan Almera, X-Trail, Terrano 2 Connector.**

3. Connect the Blue, Black and Violet wires as follows to fit Nissan 350Z:-



32	30	28						22	20	18
31	29	27	26	25	24	23		21	19	17

16 WAY PIN NUMBERING (NON WIRE SIDE)


### **Nissan 350Z Connector.**

**BLACK** to Pin No. 25 vehicle wire colour Yellow/Green stripe in 16 way connector.

**BLUE** to Pin No. 22 vehicle wire colour Red/Green Stripe with silver dots in 16 way connector.

**VIOLET** to Pin No. 23 vehicle wire colour Orange/Double silver dots in 16 way connector.

- 4. Connect the Blue, Black and Violet wires as follows to fit Nissan Pathfinder>2007 and Navara>2007:-**



**BLACK to Pin No. 24 vehicle wire colour Blue/Grey rings in 16 way connector.**

**BLUE to Pin No. 28 vehicle wire colour Pink/Grey rings with silver dots in 16 way connector.**

**VIOLET to Pin No. 26 vehicle wire colour White/Grey rings in 16 way connector.**

## **NISSAN FUNCTIONS**

**VOL +  
VOL -  
SEEK+  
SEEK-  
SOURCE  
BAND**